

ES Series

Sealed Sub-Miniature Toggle Switches

SPECIFICATIONS

CONTACT RATING : Dependent upon contact material See page 50.

ELECTRICAL LIFE : 30,000 make-and-break cycles at full load

CONTACT RESISTANCE : 20m.Ohm max. initial @ 2-4VDC 100mA for both silver and gold plated contacts.

INSULATION RESISTANCE : 1,000M.Ohm min.

DIELECTRIC STRENGTH : 1,000 V RMS@sea level.

OPERATING TEMPERATURE : -30 degreeC to 85 degreeC.



MATERIALS

CASE & BUSHING : Glass filled nylon 66, flame retardant, heat stabilized (UL 94V-0).

ACTUATOR : Brass, chrome plated, internal O-ring seal. Standard for all actuators.

SWITCH SUPPORT : Brass, tin plated.

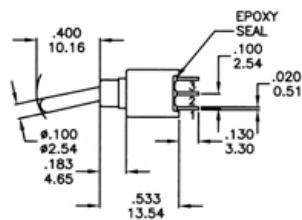
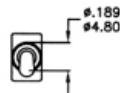
CONTACT/TERMINALS : Dependent upon contact material See page 50.

NO. POLES	MODEL NO.	SWITCH FUNCTION			CONNECTED TERMINALS/SCHEMATIC		
		POS.1	POS.2	POS.3	POS.1	POS.2	POS.3
SP	ES-41	ON	NONE	ON			
	ES-42	ON	NONE	MOM	2-3 	OPEN	2-1 
	ES-43	ON	OFF	ON			
	ES-44	MOM	OFF	MOM			
	ES-45	ON	OFF	MOM			
	ES-46	OFF	NONE	ON			
DP	ES-51	ON	NONE	ON			
	ES-52	ON	NONE	MOM			
	ES-53	ON	OFF	ON			
	ES-56	ON	ON	ON			

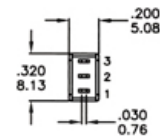
MOM=MOMENTARY



SPDT Part No.ES-41T2A2GE



P.C. MOUNTING

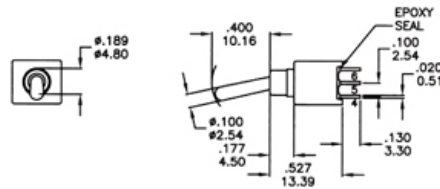


ES Series

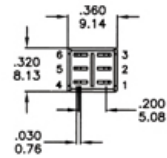
Sealed Sub-Miniature Toggle Switches



DPDT Part No.ES-51T2A2GE



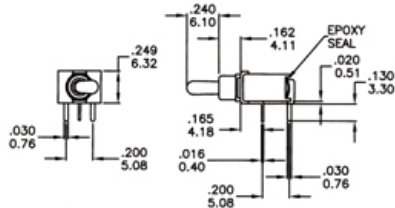
P.C. MOUNTING



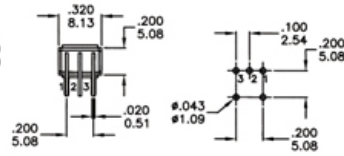
A3



SPDT Part No.ES-41T2A3GE



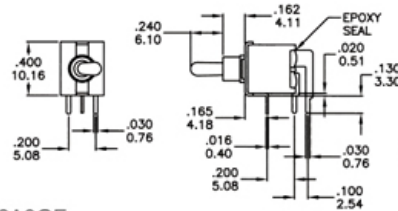
P.C. MOUNTING



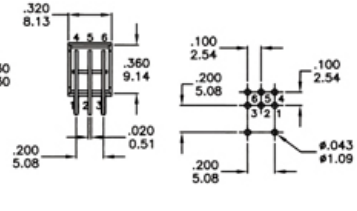
A3



DPDT Part No.ES-51T2A3GE



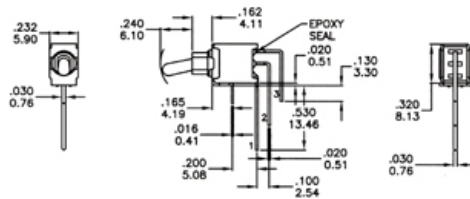
P.C. MOUNTING



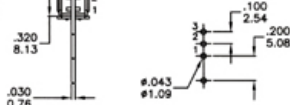
A4




SPDT Part No.ES-41T2A4GE



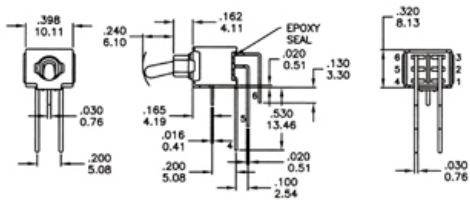
P.C. MOUNTING



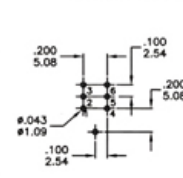
A4



DPDT Part No.ES-51T2A4GE



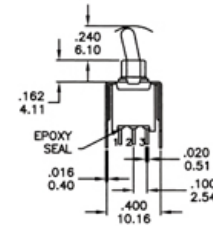
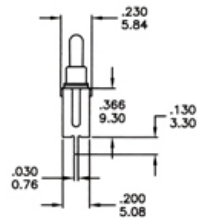
P.C. MOUNTING



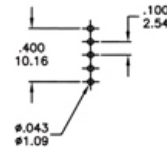
ES Series

Sealed Sub-Miniature Toggle Switches

VS1

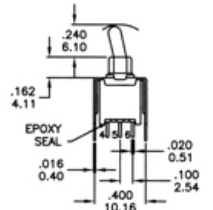
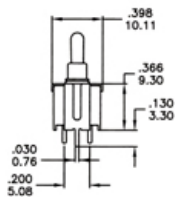


P.C. MOUNTING

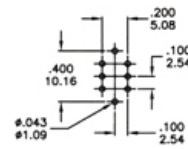


SPDT Part No.ES-41T2VS1GE

VS1



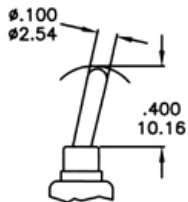
P.C. MOUNTING



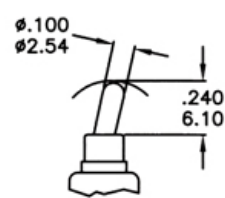
DPDT Part No.ES-51T2VS1GE

ACTUATOR OPTIONS

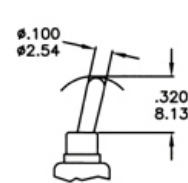
T1



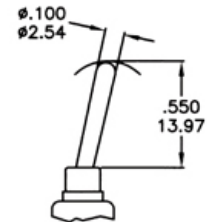
T2



T3

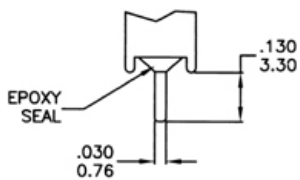


T4

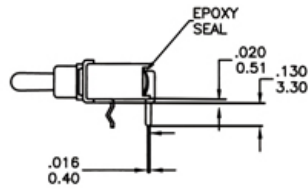


TERMINATION OPTIONS

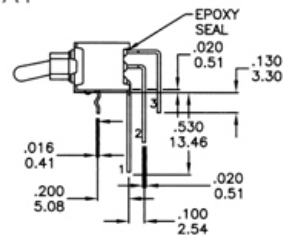
A2



A3



A4



CONTACT RATING

Q

FIXED TERMINAL : Silver plated over copper alloy

MOVING CONTACT : Silver plated over copper alloy

RATING : 3 Amps with resistive load@120VAC or 28VDC

1 Amps with resistive load@250VAC






G

FIXED TERMINAL : Copper alloy with gold plated over nickel plate

MOVING CONTACT : Copper alloy with gold plated over nickel plate

RATING : 0.4 Volt-Amps(VA) max. @20V max. (AC or DC)

HOW TO ORDER

MODEL NO.	ACTUATOR	TERMINATIONS	CONTACT MATERIAL	SEAL
 ES-41 ES-51 ES-42 ES-52 ES-43 ES-53 ES-44 ES-56 ES-45 ES-46	 T1 T2 T3 T4	 A2 A3 A4 VS1	 Q=Silver G=Gold	 E=EPOXY N=NO EPOXY