

A400 Series

Snap-Acting Pushbutton Switches

SPECIFICATIONS

CONTACT RATING : Dependent upon contact material See page 21.

ELECTRICAL LIFE : 50,000 make-and-break cycles at full load.

CONTACT RESISTANCE : 10mΩ max. initial @ 2-4 VDC. 100 mA for both silver and gold plated contacts.

INSULATION RESISTANCE : 1,000 MΩ min.

DIELECTRIC STRENGTH : 1,000 V RMS min. @ sea level.

OPERATING TEMPERATURE : -30°C to 130°C.

MATERIALS

CASE : Diallyl phthalate (DAP)(UL94V-0).

ACTUATOR : Glass filled Nylon or Glass filled Polyester.



BUSHING : Brass, nickel plated.

HOUSING : Stainless steel.

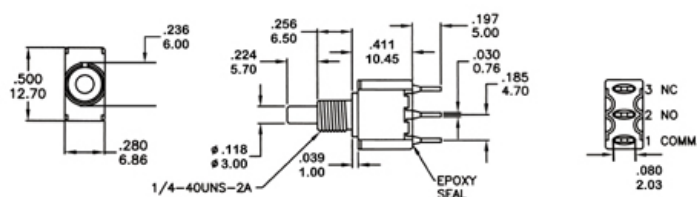
SWITCH SUPPORT : Brass,tin plated.

TERMINAL/CONTACT : Silver or gold plated. See page 21.

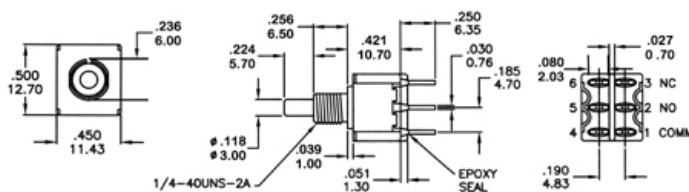
TERMINAL SEAL : Epoxy

NO. POLES	MODEL NO.	SWITCH FUNCTION		CONNECTED TERMINALS		SCHEMATIC
		POS.1	POS.2	POS.1	POS.2	
SP	A101	ON	MOM	1-3	1-2	
DP	A202	ON	MOM	1-3,4-6	1-2,4-5	

MOM=MOMENTARY



SPDT Part No.A101B1A1QE

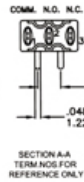
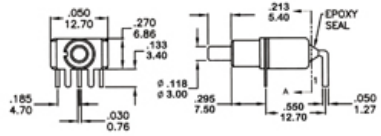


DPDT Part No.A202B1A1QE

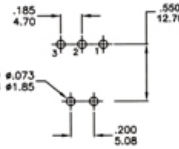
A400 Series

Snap-Acting Pushbutton Switches

A3

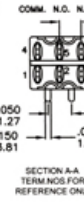


P.C. MOUNTING

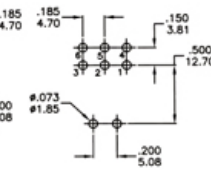


SPDT Part No.A101B2A3QE

A3

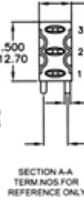
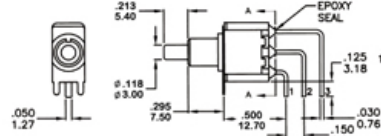


P.C. MOUNTING

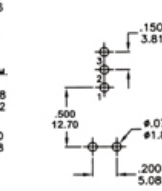


DPDT Part No.A202B2A3QE

A4

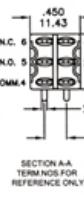
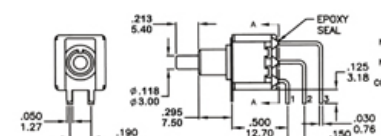


P.C. MOUNTING

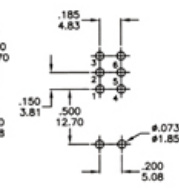


SPDT Part No.A101B2A4QE

A4

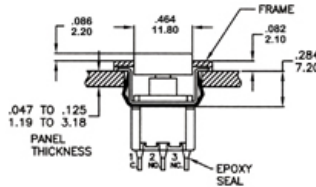
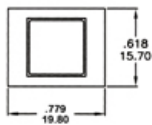


P.C. MOUNTING

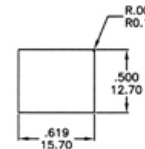


DPDT Part No.A202B2A4QE

A7 CAP & FRAME



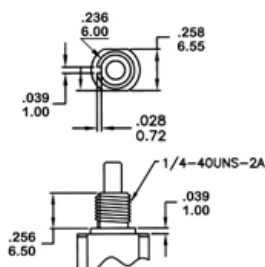
PANEL LAYOUT



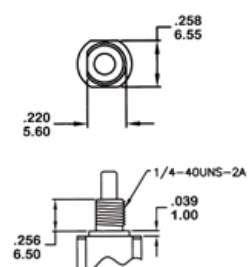
SPDT Part No.A101A7A1QE

A400 Series*Snap-Acting Pushbutton Switches***BUSHING OPTIONS**

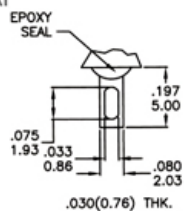
B1 THD STD
B2 NON-THD



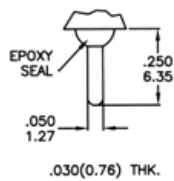
B3 THD STD
B4 NON-THD

**TERMINATION OPTIONS**

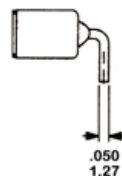
A1



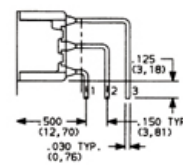
A2



A3



A4

**CONTACT RATING****Q**

FIXED TERMINAL : Silver plated over copper alloy

MOVING CONTACT : Silver plated over copper alloy

RATING : 5 Amps with resistive load@120VAC or 28VDC

2 Amps with resistive load@250VAC

G

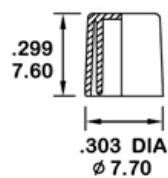
FIXED TERMINAL : Copper alloy with gold plated over nickel plate

MOVING CONTACT : Copper alloy with gold plated over nickel plate

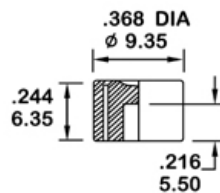
RATING : 0.4 Volt-Amps(VA) max. @20V max. (AC or DC)

CAPS

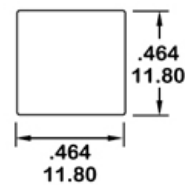
C1










C2



A7 CAP



A400 Series*Snap-Acting Pushbutton Switches***HOW TO ORDER**

MODEL NO.	BUSHING	TERMINATIONS	CONTACT MATERIAL	SEAL	CAP/COLOR	FRAME/COLOR FOR A7 OPTIONS
						
A101 A202	B1 B2 B3 B4 A7	A1 A2 A3 A4	Q=Silver G=Gold	E=EPOXY N=NO EPOXY	1 (Black std.) 2 (Red) 3 (Green) 4 (Blue) 5 (Gray) 6 (White) 7 (Yellow)	1 (Black std.) 2 (Red) 3 (Green) 4 (Blue) 5 (Gray) 6 (White) 7 (Yellow)